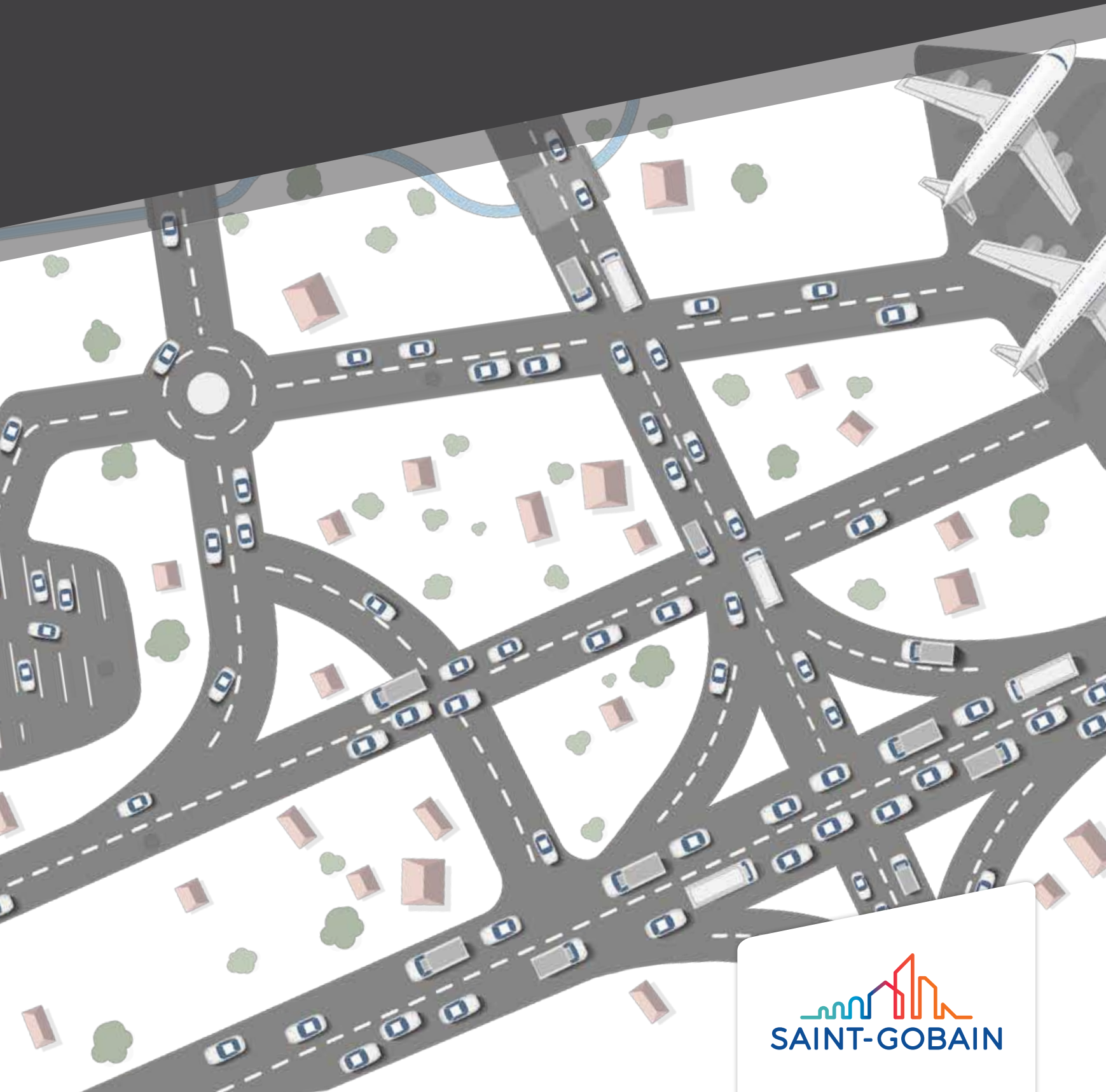


# Pavement reinforcement system **GlasGrid®**





ADFORS produces **GlasGrid** for more than **30 years**



**ADFORS GlasGrid saves money** and extends pavement life up to 300 %



ADFORS offers customer service and support in **7 languages** & flexible **delivery worldwide**

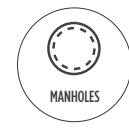



ADFORS GlasGrid provides **easy and fast installation** up to **6 000 m<sup>2</sup> / hour** with dedicated installation tractor

## Product Range

ADFORS GlasGrid product line offers several styles of pavement reinforcement grids designed to reinforce asphalt concrete overlays. They retard reflective cracking by a factor of 2 to 3 times by turning stresses horizontally in order to dissipate them.

The grid configuration features fiberglass strands coated with an elastomeric polymer. Each strand has a remarkably high tensile strength, as well as a high modulus of elasticity at low elongation – making ADFORS GlasGrid stronger than steel by weight.



GlasGrid GG



GlasGrid TF



GlasGrid CG



GlasGrid CGL



GlasGrid PG



GlasGrid PM



GlasGrid GP



GlasGrid IM

		GG	TF	CG	CGL	PG	PM	GP	IM
Classification EN 15381 <sup>*1</sup>	Flat surface/ Leveling course	R	R	R/STR/B	R/STR	R/STR/B	R/STR/B	R/STR/B	-
	Milled surface	-	-	R/STR/B	R/STR	R/STR/B	R/STR/B	R/STR/B	-
Characteristics	Self-adhesive	✓	✓			✓	✓		✓
	Non-woven fabric layer			✓	✓	✓	✓	✓	
	Bitumen layer					✓	✓		
	Tack Film <sup>*2</sup>		✓						

<sup>\*1</sup> Function classification in accordance with EN 15381.

<sup>\*2</sup> Tack Film = the film is designed to replace a need for the tack coat in the interlayer.

## The key Advantages for You

- High-modulus and tensile fiberglass grid due to consistent impregnation of each glass filament
- Patented polymer coating improving compatibility with bitumen
- Made from mineral raw materials
- Excellent layers' bonding
- Quick and efficient installation
- Good trafficability
- Easy cutting
- Excellent milling performance
- Measured unlimited recyclability & enhanced properties in Reclaimed Asphalt Pavement (RAP)
- Edge marking for easy overlapping
- Thermal and chemical stability
- Various strengths available 25 - 200 kN/m

Based on 30 years of successful installations around the world, ADFORS GlasGrid extends pavement life up to 300% and typically provides a 50% reduction in future investment cost (e.g. maintenance, rehabilitation and use costs) over the life of an average road.

ADFORS GlasGrid turns crack stresses horizontally and dissipates the stress.



Without ADFORS GlasGrid®

Stress travels uninterrupted, causing cracks



With ADFORS GlasGrid®

Stress is redirected horizontally and is dissipated, minimizing cracks

Tested in the lab,  
proven in the field

## IFSTTAR full scale tests on ADFORS GlasGrid reinforced flexible pavements



The objective of this research was to evaluate the effect of the reinforcement by a fiberglass grid ADFORS GlasGrid GG100 - 100 kN/m on the performance of a new flexible pavement, with a relatively thin bituminous wearing course (80 mm). For that purpose, one reinforced pavement section, and one reference section, without reinforcement, have been tested on the IFSTTAR accelerated pavement testing facility. They were submitted to a traffic consisting of 1 million dual wheel 65 kN load cycles (representing the French standard axle load), and then 200 000 additional cycles, with loads increased to 70 kN.

The conclusions of the study indicate a very positive effect of the fiberglass grid on the resistance to cracking of flexible pavements:

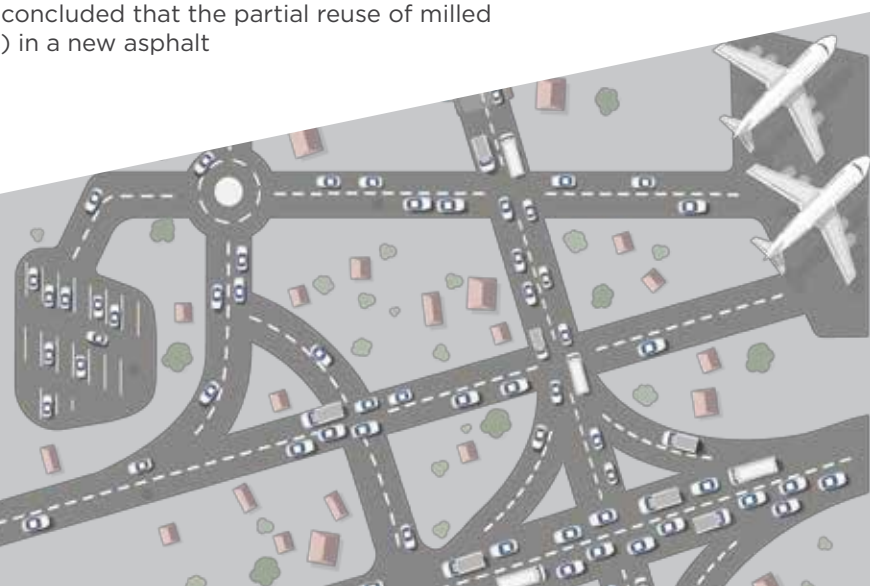
- Cracking appeared first on section without grid after 800 000 cycles. At the end, 70% of the section was cracked.
- Section with grid presents no cracking until the end of the test (1,2 M cycles).

## Milling Performance and Recyclability - RWTH Aachen University



In this test, ADFORS GlasGrid GG200 - 200 kN/m was installed on an existing binder course AC 16 B S and covered with 4cm thick top layer SMA 8 S. The upper part of the binder course including the reinforcement grid were picked up by the milling machine in a single step. No adverse effects were realized and milling depth was not affected.

A second test, the Cycling Tension test, concluded that the partial reuse of milled asphalt granulate (including glass fibers) in a new asphalt mixture improved the fatigue behaviour of the recycled asphalt.



# The Hidden Strength in the Runway

Lower lifecycle costs of airfield asphalt overlays by up to 20–30 %

Centralia Airport, Exeter, Ontario, Canada →



State of the pavement before the repair in 1992 safety compromised



State of the pavement after 20 years in service (photo May 2012)

## Heathrow International Airport London, UK

**Project:** Pink Elephant Car Park  
**Product:** ADFORS GlasGrid GG50  
**Quantity:** 45.000 m<sup>2</sup>  
**Installation date:** June 2005

### Overlay design:

40 mm surface course  
ADFORS GlasGrid GG50 + fixing coat  
30 mm leveling course  
Existing PCC panels

### Project details:

At Heathrow Airport in London, the PCC pavement of an existing taxiway needed to be converted into an asphalt paved parking lot. The budget was tight, but the client wanted to prevent reflective cracking to maintain the visual conditions and prevent the detrimental effect of moisture ingress in the structure. Using GlasGrid and a fixing coat of Sealoflex® polymer modified bitumen, a limited overlay thickness was provided. Inspection of the project in 2009 showed that this solution was very effective in addressing reflective cracking, as only one crack had reflected.



## Atatürk International Airport Istanbul, Turkey

**Project:** Atatürk International Airport Runway Rehabilitation  
**Product:** ADFORS GlasGrid GG100  
**Quantity:** 300.000 m<sup>2</sup>  
**Installation date:** May 2010

### Overlay design:

4 cm SMA-19 mm nominal  
6 cm HMA-19 mm nominal  
6 cm HMA-19 mm nominal  
ADFORS GlasGrid GG100  
10 cm CRL-19 mm nominal

### Project details:

A major overall reinforcement and expansion of the runway, which included significant volumes of fill to correct the pavement profile, needed to be completed. The old PCC was removed and reinstated with GlasGrid reinforced ACC. The result was a longer and wider runway that has the ability to handle heavier aircraft loadings.



### General Description

ADFORS GlasGrid GG Full Lane Width Pavement Reinforcement System is manufactured at a Saint-Gobain ADFORS facility that has achieved ISO 9001:2015 certification and meets the requirements of EN 15381. ADFORS GlasGrid is a high strength, open fiberglass grid custom knitted in a stable construction and coated with a patented elastomeric polymer and self-adhesive glue. Every component of the matrix shall be stabilized against ultraviolet degradation and inert to chemicals normally found in a natural soil environment. ADFORS GlasGrid conforms to the property values listed below, which have been derived from quality conformance testing performed by an accredited laboratory:

### Technical Characteristics

Property	GG 50	GG 100	GG 200	Test Method
Tensile Strength (MD x XD) Ultimate	(55 x 55) - 5 kN/m	(115 x 115) - 15 kN/m	(115 x 215) - 15 kN/m	EN ISO 10319 ASTM D6637
Tensile Elongation Ultimate	2,5 ± 0,5 %	2,5 ± 0,5 %	2,5 ± 0,5 %	EN ISO 10319 ASTM D6637
Tensile Resistance @ 2% Strain (MD x XD)	(46 x 46) ± 10 kN/m	(95 x 95) ± 20 kN/m	(95 x 180) ± 20 kN/m	EN ISO 10319 ASTM D6637
Secant Stiffness EA @ 1% Strain (MD x XD)	(2.200 x 2.200) ± 200 N/mm	(4.600 x 4.600) ± 600 N/mm	(4.600 x 8.600) ± 600 N/mm	EN ISO 10319 ASTM D6637
Young's Modulus E	73.000 MPa	73.000 MPa	73.000 MPa	
Mass per Unit Area	205 g/m <sup>2</sup>	405 g/m <sup>2</sup>	603 g/m <sup>2</sup>	EN ISO 9864 ASTM D5261
Melting Point Coating Melting Point Glass	>232 °C >820 °C	>232 °C >820 °C	>232 °C >820 °C	ASTM D276/EN ISO 3146 ASTM C338
Roll Length	150 m	100 m	70 m	
Roll Width	1,0; 1,5; 2,0; 3,0 m	1,0; 1,5; 2,0; 3,0 m	1,5; 3,0 m	
Roll Area	150, 225, 300, 450 m <sup>2</sup>	100, 150, 200, 300 m <sup>2</sup>	105, 210 m <sup>2</sup>	
Adhesive Backing	Pressure sensitive	Pressure sensitive	Pressure sensitive	
Grid Size (Center to Center of Strand)	25 x 25 mm	12,5 x 12,5 mm (type 8501) 25 x 25 mm (type 8511)	25 x 19 mm	
Material	Fiberglass reinforcement with modified polymer coating and pressure-sensitive adhesive backing.			

### Properties

- High grid stiffness provides a wrinkle-free installation and a direct load transmission.
- Low elongation
- Thermal and chemical stability
- Excellent milling performance



The values and tolerances given are obtained in our laboratories and in accredited testing institutions. The information given in this data sheet is to the best of our knowledge true and correct. However new research and practical experience can make revisions necessary. We reserve the right to make changes at any time. Statements concerning possible use of our product are not intended as recommendations for their use in the infringement of any patent. No patent warranty of any kind, expressed or implied, is made or intended.

**Installation**

- Complete all crack sealing, pothole filling, base repairs, leveling course application. Road surface must be dry, clean and dust-free with temperature 5 °C - 60 °C.
- Unroll the geogrid with the sticky side face down on the flat layer/leveling course.
- Respect the overlap of end roll joints 10 - 15 cm and longitudinal joints at minimum 5 cm.
- Press the grid to the layer to activate glue and ensure bonding between the lower surface and grid.
- Apply tack coat per project requirements. (See application tack coat rate formula in Installation manual page 4).
- Permit the tack to completely cure prior to proceeding.
- Apply asphalt over layer.

See document Installation Procedures for detailed steps available on our website or watch the video on YOUTUBE ADFORS TV channel.



**Benefits**

- Quick and efficient installation due to self-adhesive backing
- High grid stiffness providing a wrinkle free installation
- Easy cutting
- Good trafficability (suppliers, trucks, paver)
- Thermal and chemical stability
- Excellent milling performance
- Measured unlimited recyclability & enhanced properties in Reclaimed Asphalt Pavement (RAP)

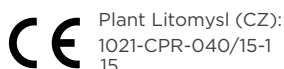


**Palletization**

Product	Roll width	Roll area	Roll weight	Core inner diameter	No of rolls on pallet	Total area
GG50	1 m	150 m <sup>2</sup>	36 kg	76 mm	12	1 800 m <sup>2</sup>
	1,5 m	225 m <sup>2</sup>	51 kg	76 mm	12	2 700 m <sup>2</sup>
	2 m	300 m <sup>2</sup>	68 kg	76 mm	6	1 800 m <sup>2</sup>
	2 m	300 m <sup>2</sup>	68 kg	76 mm	10	3 000 m <sup>2</sup>
	3 m	450 m <sup>2</sup>	104 kg	100 mm	6	2 700 m <sup>2</sup>
GG100	3 m	450 m <sup>2</sup>	104 kg	100 mm	10	4 500 m <sup>2</sup>
	1 m	100 m <sup>2</sup>	47 kg	76 mm	12	1 200 m <sup>2</sup>
	1,5 m	150 m <sup>2</sup>	66 kg	76 mm	12	1 800 m <sup>2</sup>
	2 m	200m <sup>2</sup>	89 kg	76 mm	6	1 200 m <sup>2</sup>
	2 m	200 m <sup>2</sup>	89 kg	76 mm	10	2 000 m <sup>2</sup>
GG200	3 m	300 m <sup>2</sup>	134 kg	100 mm	6	1 800 m <sup>2</sup>
	3 m	300 m <sup>2</sup>	134 kg	100 mm	10	3 000 m <sup>2</sup>
	1,5 m	105 m <sup>2</sup>	69 kg	76 mm	12	1 260 m <sup>2</sup>
	3 m	210 m <sup>2</sup>	140 kg	100 mm	6	1 260 m <sup>2</sup>
	3 m	210 m <sup>2</sup>	140 kg	100 mm	10	2 100 m <sup>2</sup>



In as much as Saint-Gobain ADFORS has no control over installation design, installation workmanship, accessory materials, or conditions of application, Saint-Gobain ADFORS does not warrant the performance or results of any installation or use of ADFORS GlasGrid GG. This warranty disclaimer includes all implied warranties, statutory or otherwise, including the warranty of merchantability and of fitness for a particular purpose. The purchaser and/or user should perform its own tests to determine the suitability and fitness of the product for the particular purpose desired in any given situation.



### General Description

ADFORS GlasGrid TF (Tack Film) Full Lane Width Pavement Reinforcement System is manufactured at a Saint-Gobain ADFORS facility that has achieved ISO 9001:2015 certification and meets the requirements of EN 15381. ADFORS GlasGrid TF is a high strength, fiberglass grid custom knitted and coated with a patented elastomeric polymer and self-adhesive glue. The grid is combined with a patented multilayer tack film designed to enhance the bond between layers of asphalt and replace conventional tack coats. Every component of the matrix shall be stabilized against ultraviolet degradation and inert to chemicals normally found in a natural soil environment. ADFORS GlasGrid TF conforms to the property values listed below, which have been derived from quality conformance testing performed by a GAI-LAP accredited laboratory:

### Technical Characteristics

Property	TF 100	TF 200	Test Method
Tensile Strength (MD x XD) Ultimate	(115 x 115) - 15 kN/m	(115 x 215) - 15 kN/m	EN ISO 10319 ASTM D6637
Tensile Elongation Ultimate	2,5 ± 0,5 %	2,5 ± 1,5 %	EN ISO 10319 ASTM D6637
Tensile Resistance @ 2% Strain (MD x XD)	(95 x 95) ± 20 kN/m	(95 x 180) ± 20 kN/m	EN ISO 10319 ASTM D6637
Secant Stiffness EA @ 1% Strain (MD x XD)	(4.600 x 4.600) ± 600 N/mm	(4.600 x 8.600) ± 600 N/mm	EN ISO 10319 ASTM D6637
Young's Modulus E	73.000 MPa	73.000 MPa	
Mass per Unit Area	467 g/m <sup>2</sup>	691 g/m <sup>2</sup>	EN ISO 9864 ASTM D5261
Melting Point Melting Point Glass	>232 °C >820 °C	>232 °C >820 °C	ASTM D276/EN ISO 3146 ASTM C338
Roll Length	100 m	60 m	
Roll Width	1,5 m	1,5; 2,0 m	
Roll Area	150 m <sup>2</sup>	90, 120 m <sup>2</sup>	
Adhesive Backing	Pressure sensitive	Pressure sensitive	
Grid Size (Center to Center of Strand)	12,5 x 12,5 mm (type 8501) 25 x 25 mm (type 8511)	25 x 19 mm	
Material	Fiberglass reinforcement with modified polymer coating and pressure-sensitive adhesive backing bonded to polymer tack film		
Film Type	100% Polymer	100% Polymer	
Film Softening Point	99 °C	99 °C	

### Properties

- High grid stiffness provides a wrinkle-free installation and a direct load transmission.
- Low elongation
- Thermal and chemical stability
- Excellent milling performance
- Patented tack film replacing tack coat



The values and tolerances given are obtained in our laboratories and in accredited testing institutions. The information given in this data sheet is to the best of our knowledge true and correct. However new research and practical experience can make revisions necessary. We reserve the right to make changes at any time. Statements concerning possible use of our product are not intended as recommendations for their use in the infringement of any patent. No patent warranty of any kind, expressed or implied, is made or intended.



**Installation**

- Complete all crack sealing, pothole filling, base repairs, leveling course application. Road surface must be dry, clean and dust-free with temperature 21 °C - 60 °C.
- Unroll the geogrid with the sticky side face down and film up on the flat layer/ leveling course.
- Respect the overlap of end roll joints 10 - 15 cm and longitudinal joints at 2,5 - 5 cm.
- Press the grid to the layer to activate glue and ensure bonding between the lower surface and grid.
- Apply asphalt over layer.

See document Installation Procedures for detailed steps available on our website or watch the video on YOUTUBE ADFORS TV channel.



**Benefits**

- Quick and efficient installation due to self-adhesive backing
- High grid stiffness providing a wrinkle free installation
- Easy cutting
- Reduced curing time allows for faster paving construction
- Good trafficability (suppliers, trucks, paver)
- Thermal and chemical stability
- Excellent milling performance
- Measured unlimited recyclability & enhanced properties in Reclaimed Asphalt Pavement (RAP)
- Fewer emissions during installation



**Palletization**

Product	Roll width	Roll area	Roll weight	Core inner diameter	No of rolls on pallet	Total area
TF100	1,5 m	150 m <sup>2</sup>	73 kg	76 mm	9	1 350 m <sup>2</sup>
TF200	1,5 m	90 m <sup>2</sup>	65 kg	76 mm	9	810 m <sup>2</sup>
	2 m	120 m <sup>2</sup>	87 kg	76 mm	9	1 080 m <sup>2</sup>



In as much as Saint-Gobain ADFORS has no control over installation design, installation workmanship, accessory materials, or conditions of application, Saint-Gobain ADFORS does not warrant the performance or results of any installation or use of ADFORS GlasGrid TF. This warranty disclaimer includes all implied warranties, statutory or otherwise, including the warranty of merchantability and of fitness for a particular purpose. The purchaser and/or user should perform its own tests to determine the suitability and fitness of the product for the particular purpose desired in any given situation.



### General Description

ADFORS GlasGrid CompoGrid Pavement Reinforcement System and Moisture Barrier System is manufactured at a Saint-Gobain ADFORS facility that has achieved ISO 9001:2015 certification and meets the requirements of EN 15381. CompoGrid is a composite material consisting of fiberglass reinforcement grid coated in a patented elastomeric polymer, bonded to a non-woven paving geotextile. The non-woven geotextile is a staple fiber, needlepunched and manufactured from fibers that are needed to form a stable network and retain dimensional stability relative to each other. CompoGrid is resistant to ultraviolet degradation and to biological and chemical environments normally found in soils. CompoGrid conforms to the property values listed below, which have been derived from quality conformance testing performed by an accredited laboratory:

### Technical Characteristics

Property	CG 50	CG 100	CG 200	Test Method
Tensile Strength (MD x XD) Ultimate	(55 x 55) - 5 kN/m	(115 x 115) - 15 kN/m	(115 x 215) - 15 kN/m	EN ISO 10319 ASTM D6637
Tensile Elongation Ultimate	2,5 ± 0,5 %	2,5 ± 0,5 %	2,5 ± 0,5 %	EN ISO 10319 ASTM D6637
Tensile Resistance @ 2% Strain (MD x XD)	(46 x 46) ± 10 kN/m	(95 x 95) ± 20 kN/m	(95 x 180) ± 20 kN/m	EN ISO 10319 ASTM D6637
Secant Stiffness EA @ 1% Strain (MD x XD)	(2.200 x 2.200) ± 200 N/mm	(4.600 x 4.600) ± 600 N/mm	(4.600 x 8.600) ± 600 N/mm	EN ISO 10319 ASTM D6637
Young's Modulus E	73.000 MPa	73.000 MPa	73.000 MPa	
Mass per Unit Area	345 g/m <sup>2</sup>	555 g/m <sup>2</sup>	763 g/m <sup>2</sup>	EN ISO 9864 ASTM D5261
Melting Point Coating Melting Point Glass	>232 °C >820 °C	>232 °C >820 °C	>232 °C >820 °C	ASTM D276/EN ISO 3146 ASTM C338
Roll Length	100 m	70 m	60 m	
Roll Width	1,0; 1,5; 2,0; 3,0 m	1,0; 1,5; 2,0; 3,0 m	1,5 m	
Roll Area	100, 150, 200, 300 m <sup>2</sup>	70, 105, 140, 210 m <sup>2</sup>	90 m <sup>2</sup>	
Grid Size (Center to Center of Strand)	25 x 25 mm	25 x 25 mm	25 x 19 mm	
Material	Fiberglass reinforcement with modified polymer coating bonded to a non-woven textile specifically engineered for asphalt overlays.			

### Properties

- High grid stiffness provides a wrinkle-free installation and a direct load transmission.
- Low elongation
- Thermal and chemical stability
- Excellent milling performance



The values and tolerances given are obtained in our laboratories and in accredited testing institutions. The information given in this data sheet is to the best of our knowledge true and correct. However new research and practical experience can make revisions necessary. We reserve the right to make changes at any time. Statements concerning possible use of our product are not intended as recommendations for their use in the infringement of any patent. No patent warranty of any kind, expressed or implied, is made or intended.

**Installation**

- CompoGrid can be installed on an old asphalt surface or evenly milled surface. Fill cracks and depressions wider than 6 mm. Road surface must be dry, clean and dust-free with temperature 5 ° - 60 °C.
- Apply tack coat per project requirements. (See application tack coat rate formula in Installation manual page 3).
- Unroll the geogrid with the non-woven fabric side face down immediately after tack coat spraying. Respect the overlap of end roll joints 10 - 15 cm and longitudinal joints at minimum 5 cm. Ensure sufficient amount of tack is applied at the overlap, in order that both layers of materials become fully saturated.
- Press the grid to a layer to ensure a saturation of bitumen into the fabric.
- Permit the tack to completely cure prior to proceeding.
- Apply asphalt over layer.

See document Installation Procedures for detailed steps available on our website or watch the video on YOUTUBE ADFORS TV channel.



**Benefits**

- Universal application on milling surface or over existing pavement surfaces
- Quick and efficient installation
- Efficient moisture barrier due to the non-woven fabrics
- High grid stiffness providing a wrinkle free installation
- Easy cutting
- Good trafficability (suppliers, trucks, paver)
- Thermal and chemical stability
- Excellent milling performance
- Measured unlimited recyclability & enhanced properties in Reclaimed Asphalt Pavement (RAP)

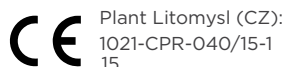


**Palletization**

Product	Roll width	Roll area	Roll weight	Core inner diameter	No of rolls on pallet	Total area
CG50	1 m	100 m <sup>2</sup>	39 kg	76 mm	12	1 200 m <sup>2</sup>
	1,5 m	150 m <sup>2</sup>	54 kg	76 mm	12	1 800 m <sup>2</sup>
	2 m	200 m <sup>2</sup>	73 kg	76 mm	6	1 200 m <sup>2</sup>
	2 m	200 m <sup>2</sup>	73 kg	76 mm	10	2 000 m <sup>2</sup>
	3 m	300 m <sup>2</sup>	110 kg	100 mm	6	1 800 m <sup>2</sup>
CG100	3 m	300 m <sup>2</sup>	110 kg	100 mm	10	3 000 m <sup>2</sup>
	1 m	70 m <sup>2</sup>	43 kg	76 mm	12	840 m <sup>2</sup>
	1,5 m	105 m <sup>2</sup>	61 kg	76 mm	12	1 260 m <sup>2</sup>
	2 m	140 m <sup>2</sup>	81 kg	76 mm	6	840 m <sup>2</sup>
	2 m	140 m <sup>2</sup>	81 kg	76 mm	10	1 400 m <sup>2</sup>
CG200	3 m	210 m <sup>2</sup>	123 kg	100 mm	6	1 260 m <sup>2</sup>
	3 m	210 m <sup>2</sup>	123 kg	100 mm	10	2 100 m <sup>2</sup>



In as much as Saint-Gobain ADFORS has no control over installation design, installation workmanship, accessory materials, or conditions of application, Saint-Gobain ADFORS does not warrant the performance or results of any installation or use of ADFORS GlasGrid CG. This warranty disclaimer includes all implied warranties, statutory or otherwise, including the warranty of merchantability and of fitness for a particular purpose. The purchaser and/or user should perform its own tests to determine the suitability and fitness of the product for the particular purpose desired in any given situation.



### General Description

CompoGrid Lite Pavement Reinforcement System and Moisture Barrier System is manufactured at a Saint-Gobain ADFORS facility that has achieved ISO 9001:2015 certification and meets the requirements of EN 15381. CompoGrid is a composite material consisting of fiberglass reinforcement grid coated in a patented elastomeric polymer, bonded to a non-woven textile. CompoGrid Lite is resistant to ultraviolet degradation and to biological and chemical environments normally found in soils. ADFORS GlasGrid CGL conforms to the property values listed below, which have been derived from quality conformance testing performed by an accredited laboratory:

### Technical Characteristics

Property	CG 50L	CG 100L	CG 200L	Test Method
Tensile Strength (MD x XD) Ultimate	(55 x 55) - 5 kN/m	(115 x 115) - 15 kN/m	(115 x 215) - 15 kN/m	EN ISO 10319 ASTM D6637
Tensile Elongation Ultimate	2,5 ± 0,5 %	2,5 ± 0,5 %	2,5 ± 0,5 %	EN ISO 10319 ASTM D6637
Tensile Resistance @ 2% Strain (MD x XD)	(46 x 46) ± 10 kN/m	(95 x 95) ± 20 kN/m	(95 x 180) ± 20 kN/m	EN ISO 10319 ASTM D6637
Secant Stiffness EA @ 1% Strain (MD x XD)	(2.200 x 2.200) ± 200 N/mm	(4.600 x 4.600) ± 600 N/mm	(4.600 x 8.600) ± 600 N/mm	EN ISO 10319 ASTM D6637
Young's Modulus E	73.000 MPa	73.000 MPa	73.000 MPa	
Mass per Unit Area	239 g/m <sup>2</sup>	439 g/m <sup>2</sup>	637 g/m <sup>2</sup>	EN ISO 9864 ASTM D5261
Melting Point Coating	>232 °C	>232 °C	>232 °C	ASTM D276/EN ISO 3146
Melting Point Glass	>820 °C	>820 °C	>820 °C	ASTM C338
Roll Length	150 m	100 m	70 m	
Roll Width	1,0; 1,5; 2,0; 3,0 m	1,0; 1,5; 2,0; 3,0 m	1,0; 1,5; 3,0 m	
Roll Area	150, 225, 300, 450 m <sup>2</sup>	100, 150, 200, 300 m <sup>2</sup>	70, 105, 210 m <sup>2</sup>	
Grid Size (Center to Center of Strand)	25 x 25 mm	25 x 25 mm	25 x 19 mm	
Material	Fiberglass reinforcement with modified polymer coating and bonded to a non-woven textile specifically engineered for asphalt overlays.			

### Properties

- High grid stiffness provides a wrinkle-free installation and a direct load transmission.
- Low elongation
- Thermal and chemical stability
- Excellent milling performance



The values and tolerances given are obtained in our laboratories and in accredited testing institutions. The information given in this data sheet is to the best of our knowledge true and correct. However new research and practical experience can make revisions necessary. We reserve the right to make changes at any time. Statements concerning possible use of our product are not intended as recommendations for their use in the infringement of any patent. No patent warranty of any kind, expressed or implied, is made or intended.

**Installation**

- CompoGrid Lite can be installed on an old asphalt surface or evenly milled surface. Fill cracks and depressions wider than 6 mm. Road surface must be dry, clean and dust-free with temperature 5 ° - 60 °C.
- Apply tack coat per project requirements. (See application tack coat rate formula in Installation manual page 3).
- Unroll the geogrid with the non-woven fabric side face down immediately after tack coat spraying. Respect the overlap of end roll joints 10 - 15 cm and longitudinal joints at minimum 5 cm. Ensure sufficient amount of tack is applied at the overlap, in order that both layers of materials become fully saturated.
- Press the grid to a layer to ensure a saturation of bitumen into the fabric.
- Permit the tack to completely cure prior to proceeding.
- Apply asphalt over layer.

See document Installation Procedures for detailed steps available on our website or watch the video on YOUTUBE ADFORS TV channel.



**Benefits**

- Universal application on milled surface or over existing pavement surfaces
- Quick and efficient installation
- Optimum asphalt retention of the nonwoven
- High grid stiffness providing a wrinkle free installation
- Easy cutting
- Good trafficability (suppliers, trucks, paver)
- Thermal and chemical stability
- Excellent milling performance
- Measured unlimited recyclability & enhanced properties in Reclaimed Asphalt Pavement (RAP)

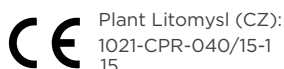


**Palletization**

Product	Roll width	Roll area	Roll weight	Core inner diameter	No of rolls on pallet	Total area
CG50L	1 m	150 m <sup>2</sup>	40 kg	76 mm	12	1 800 m <sup>2</sup>
	1,5 m	225 m <sup>2</sup>	56 kg	76 mm	12	2 700 m <sup>2</sup>
	2 m	300 m <sup>2</sup>	75 kg	76 mm	6	1 800 m <sup>2</sup>
	2 m	300 m <sup>2</sup>	75 kg	76 mm	10	3 000 m <sup>2</sup>
	3 m	450 m <sup>2</sup>	114 kg	100 mm	6	2 700 m <sup>2</sup>
	3 m	450 m <sup>2</sup>	114 kg	100 mm	10	4 500 m <sup>2</sup>
CG100L	1 m	100 m <sup>2</sup>	48 kg	76 mm	12	1 200 m <sup>2</sup>
	1,5 m	150 m <sup>2</sup>	69 kg	76 mm	12	1 800 m <sup>2</sup>
	2 m	200 m <sup>2</sup>	91 kg	76 mm	6	1 200 m <sup>2</sup>
	2 m	200 m <sup>2</sup>	91 kg	76 mm	10	2 000 m <sup>2</sup>
	3 m	300 m <sup>2</sup>	139 kg	100 mm	6	1 800 m <sup>2</sup>
	3 m	300 m <sup>2</sup>	139 kg	100 mm	10	3 000 m <sup>2</sup>
CG200L	1 m	70 m <sup>2</sup>	49 kg	76 mm	12	840 m <sup>2</sup>
	1,5 m	105 m <sup>2</sup>	70 kg	76 mm	12	1 260 m <sup>2</sup>
	3 m	210 m <sup>2</sup>	141 kg	100 mm	6	1 260 m <sup>2</sup>
	3 m	210 m <sup>2</sup>	141 kg	100 mm	10	2 100 m <sup>2</sup>



In as much as Saint-Gobain ADFORS has no control over installation design, installation workmanship, accessory materials, or conditions of application, Saint-Gobain ADFORS does not warrant the performance or results of any installation or use of ADFORS GlasGrid CGL. This warranty disclaimer includes all implied warranties, statutory or otherwise, including the warranty of merchantability and of fitness for a particular purpose. The purchaser and/or user should perform its own tests to determine the suitability and fitness of the product for the particular purpose desired in any given situation.



### General Description

The patch repair system ADFORS GlasGrid PG (Patch Grid) is manufactured at a Saint-Gobain ADFORS facility that has achieved ISO 9001:2015 certification and meets the requirements of EN 15381. ADFORS GlasGrid PG consists of a high stiffness fiberglass grid coated with a patented polymer coating. The product is specifically developed for the manual repair of small areas and can be installed directly on the milled surface without additional preparation. ADFORS GlasGrid PG conforms to the property values listed below, which have been derived from quality conformance testing performed by an accredited laboratory:

### Technical Characteristics

Property	PG 100	PG 200	Test Method
Tensile Strength (MD x XD) Ultimate	(115 x 115) - 15 kN/m	(115 x 215) - 15 kN/m	EN ISO 10319 ASTM D6637
Tensile Elongation Ultimate	2,5 ± 0,5 %	2,5 ± 0,5 %	EN ISO 10319 ASTM D6637
Tensile Resistance @ 2% Strain (MD x XD)	(95 x 95) ± 20 kN/m	(95 x 180) ± 20 kN/m	EN ISO 10319 ASTM D6637
Secant Stiffness EA @ 1% Strain (MD x XD)	(4.600 x 4.600) ± 600 N/mm	(4.600 x 8.600) ± 600 N/mm	EN ISO 10319 ASTM D6637
Young's Modulus E	73.000 MPa	73.000 MPa	
Mass per Unit Area	min. 1.000 g/m <sup>2</sup>	1.830 g/m <sup>2</sup>	EN ISO 9864 ASTM D5261
Melting Point Coating	>232 °C	>232 °C	ASTM D276/EN ISO 3146
Melting Point Glass	>820 °C	>820 °C	ASTM C338
Melting Point Bitumen Layer	>93 °C		
Roll Length	20 m	20 m	
Roll Width	1 m	1,2 m	
Roll Area	20 m <sup>2</sup>	24 m <sup>2</sup>	
Grid Size (Center to Center of Strand)	25 x 25 mm	25 x 19 mm	
Material	Fiberglass reinforcement with modified polymer coating and bonded to a self-adhesive bitumen layer specifically engineered for asphalt overlays.		

### Properties

- High grid stiffness provides a wrinkle-free installation and a direct load transmission.
- Self-adhesive bitumen layer
- Low elongation
- Thermal and chemical stability
- Excellent milling performance



The values and tolerances given are obtained in our laboratories and in accredited testing institutions. The information given in this data sheet is to the best of our knowledge true and correct. However new research and practical experience can make revisions necessary. We reserve the right to make changes at any time. Statements concerning possible use of our product are not intended as recommendations for their use in the infringement of any patent. No patent warranty of any kind, expressed or implied, is made or intended.

**Installation**

- Patch Grid can be installed on an old asphalt surface or evenly milled surface without additional preparation. Road surface must be dry, clean and dust-free with temperature 5 ° - 60 °C.
- Unroll the geogrid removing the protection film on the back and place the geogrid non-woven fabric side face up. Respect the overlap of end roll joints 10 - 15 cm and longitudinal joints at minimum 5 cm.
- Press the grid to a layer to ensure a bonding.
- Apply asphalt over layer.

See document Installation Procedures for detailed steps available on our website.

**Benefits**


- Universal application on milled surface or over existing pavement surfaces
- Reinforcement of joint superstructures, single cracks and small asphalt areas
- Fast and easy manual installation
- Self-adhesive bitumen layer
- No heating necessary
- High grid stiffness providing a wrinkle free installation
- Easy cutting
- Good trafficability (suppliers, trucks, paver)
- Thermal and chemical stability
- Excellent milling performance
- Measured unlimited recyclability & enhanced properties in Reclaimed Asphalt Pavement (RAP)

**Palletization**

Product	Roll width	Roll area	Roll weight	No of rolls on pallet	Total area
PG100	1 m	20 m <sup>2</sup>	20 kg	12	240 m <sup>2</sup>
PG200	1,2 m	24 m <sup>2</sup>	45 kg	12	288 m <sup>2</sup>



In as much as Saint-Gobain ADFORS has no control over installation design, installation workmanship, accessory materials, or conditions of application, Saint-Gobain ADFORS does not warrant the performance or results of any installation or use of ADFORS GlasGrid PG. This warranty disclaimer includes all implied warranties, statutory or otherwise, including the warranty of merchantability and of fitness for a particular purpose. The purchaser and/or user should perform its own tests to determine the suitability and fitness of the product for the particular purpose desired in any given situation.


 Plant Litomyšl (CZ): 1021-CPR-040/15-1  
 Plant Albion (US): 0799-123 2012

ADFORS GlasGrid® is manufactured at an ISO 9001:2015 registered facility of Saint-Gobain ADFORS. ADFORS GlasGrid® is a registered trademark of Saint-Gobain ADFORS. U.S. Patent 8,038,364; 8,349,431 and 8.882.385. Additional patents pending. © 2019 Saint-Gobain ADFORS

### General Description



The Manhole Patch Solution ADFORS GlasGrid PM (Patch Manhole) is manufactured at a Saint-Gobain ADFORS facility that has achieved ISO 9001:2015 certification and meets the requirements of EN 15381. ADFORS GlasGrid PM consists of a high stiffness fiberglass grid coated with a patented polymer coating. The product is specifically developed for the manual repair around ironwork structures and can be installed directly on the milled surface without additional preparation. ADFORS GlasGrid PM conforms to the property values listed below, which have been derived from quality conformance testing performed by an accredited laboratory:

### Technical Characteristics

Property	PM 100	Test Method
Tensile Strength (MD x XD) Ultimate	(115 x 115) - 15 kN/m	EN ISO 10319 ASTM D6637
Tensile Elongation Ultimate	2,5 ± 0,5 %	EN ISO 10319 ASTM D6637
Tensile Resistance @ 2% Strain (MD x XD)	(95 x 95) ± 20 kN/m	EN ISO 10319 ASTM D6637
Secant Stiffness EA @ 1% Strain (MD x XD)	(4.600 x 4.600) ± 600 N/mm	EN ISO 10319 ASTM D6637
Young's Modulus E	73.000 MPa	
Mass per Unit Area	min. 1.000 g/m <sup>2</sup>	EN ISO 9864 ASTM D5261
Melting Point Coating	>232 °C	ASTM D276/EN ISO 3146
Melting Point Glass	>820 °C	ASTM C338
Melting Point Bitumen Layer	>93 °C	
Grid Size (Center to Center of Strand)	25 x 25 mm	
Internal Diameter	685 mm 785 mm	
Standard Number of Pieces in Box	5	
Material	Fiberglass reinforcement with modified polymer coating and bonded to a self-adhesive bitumen layer specifically engineered for asphalt overlays.	

### Properties

- High grid stiffness provides a wrinkle-free installation and a direct load transmission.
- Low elongation
- Thermal and chemical stability
- Excellent milling performance



The values and tolerances given are obtained in our laboratories and in accredited testing institutions. The information given in this data sheet is to the best of our knowledge true and correct. However new research and practical experience can make revisions necessary. We reserve the right to make changes at any time. Statements concerning possible use of our product are not intended as recommendations for their use in the infringement of any patent. No patent warranty of any kind, expressed or implied, is made or intended.



**Installation**

- Patch Manhole can be installed on an old asphalt surface or evenly milled surface without additional preparation. Road surface must be dry, clean and dust-free with temperature 5 ° - 60 °C.
- Remove the protection film on the back and place the grid non-woven fabric side face up. The overlap of the two halves of the material are necessary (minimum 1 cm).
- Press the grid to a layer to ensure a bonding.
- Apply asphalt over layer.

See document Installation Procedures for detailed steps available on our website.

**Benefits**

- Universal application on milled surface or over existing pavement surfaces
- Crack mitigation around manholes, road gulleys, hydrant caps and slide bars
- Fast and easy manual installation
- Self-adhesive bitumen layer
- No heating necessary
- High grid stiffness providing a wrinkle free installation
- Easy cutting
- Good trafficability (suppliers, trucks, paver)
- Thermal and chemical stability
- Excellent milling performance
- Measured unlimited recyclability & enhanced properties in Reclaimed Asphalt Pavement (RAP)

**Palletization**

Product	Internal Diameter	Number of pieces in box	Box dimensions	Box weight	No of boxes on pallet
PM100	685 mm	5	60x60x10 cm	5 kg	20
	785 mm	5	60x60x10 cm	5 kg	20



In as much as Saint-Gobain ADFORS has no control over installation design, installation workmanship, accessory materials, or conditions of application, Saint-Gobain ADFORS does not warrant the performance or results of any installation or use of ADFORS GlasGrid PM. This warranty disclaimer includes all implied warranties, statutory or otherwise, including the warranty of merchantability and of fitness for a particular purpose. The purchaser and/or user should perform its own tests to determine the suitability and fitness of the product for the particular purpose desired in any given situation.

**CE** Plant Litomysl (CZ): 1021-CPR-040/15-1 15  
 Plant Albion (US): 0799-123 2012

ADFORS GlasGrid® is manufactured at an ISO 9001:2015 registered facility of Saint-Gobain ADFORS. ADFORS GlasGrid® is a registered trademark of Saint-Gobain ADFORS. U.S. Patent 8,038,364; 8,349,431 and 8.882.385. Additional patents pending. © 2019 Saint-Gobain ADFORS

### General Description

ADFORS GlasGrid GP (GlasPave™) is manufactured at a Saint-Gobain ADFORS facility that has achieved ISO 9001:2015 certification and meets the requirements of EN 15381. ADFORS GlasGrid GP is constructed of high strength, continuous fiberglass fibers, coated in a patented elastomeric polymer and embedded between two spun bond polyester textiles conforming to the following test methods and physical properties. Every component of the matrix shall be stabilized against ultraviolet degradation and inert to chemicals normally found in a natural soil environment. ADFORS GlasGrid GP conforms to the property values listed below, which have been derived from quality conformance testing performed by a GAI-LAP accredited laboratory:

### Technical Characteristics

Property	GP 25	GP 50	Test Method
Tensile Strength (MD x XD) Ultimate	(30 x 30) - 5 kN/m	(60 x 60) - 10 kN/m	ASTM D5035 EN ISO 10319
Tensile Elongation Ultimate	3,5 ± 1,5 %	3,5 ± 1,5 %	ASTM D5035 EN ISO 10319
Secant Stiffness EA @ 1% Strain (MD x XD)	(855 x 855) ± 200 N/mm	(1.715 x 1.715) ± 430 N/mm	ASTM D6637 EN ISO 10319
Young's Modulus E	73.000 MPa	73.000 MPa	
Mass per Unit Area	136 g/m <sup>2</sup>	237 g/m <sup>2</sup>	ASTM D5261 EN ISO 9864
Asphalt Retention	0,47 l/m <sup>2</sup>	0,47 l/m <sup>2</sup>	ASTM D6140 EN 15381 Annex C
Melting Point	>232 °C	>232 °C	ASTM D276 EN ISO 3146
Roll Size	1,27 x 228,60 m 1,91 x 228,60 m 1,91 x 914,40 m 3,05 x 109,73 m 3,05 x 548,64 m 3,81 x 109,73 m 3,81 x 548,64 m	1,91 x 109,73 m 3,05 x 65,84 m 3,05 x 274,32 m 3,81 x 65,84 m 3,81 x 274,32 m	
Roll Area	290 m <sup>2</sup> 437 m <sup>2</sup> 1 747 m <sup>2</sup> 335 m <sup>2</sup> 1 673 m <sup>2</sup> 418 m <sup>2</sup> 2 090 m <sup>2</sup>	210 m <sup>2</sup> 201 m <sup>2</sup> 837 m <sup>2</sup> 251 m <sup>2</sup> 1 045 m <sup>2</sup>	

GlasPave™ is designed to meet ASTM D7239, "Hybrid Geosynthetic Paving Mat for Highway Applications" Type 1

### Properties

- High grid stiffness provides a wrinkle-free installation and a direct load transmission.
- Waterproofing paving mat
- Low elongation
- Thermal and chemical stability
- Excellent milling performance



The values and tolerances given are obtained in our laboratories and in accredited testing institutions. The information given in this data sheet is to the best of our knowledge true and correct. However new research and practical experience can make revisions necessary. We reserve the right to make changes at any time. Statements concerning possible use of our product are not intended as recommendations for their use in the infringement of any patent. No patent warranty of any kind, expressed or implied, is made or intended.

**Installation**

- GlasPave can be installed on an old asphalt surface or evenly milled surface. Fill cracks and depressions wider than 6 mm. Road surface must be dry, clean and dust-free with temperature 5 ° - 60 °C.
- Apply tack coat per project requirements. The general recommended rate of distribution shall be 0.7 l/m<sup>2</sup>.
- Unroll the geogrid with lighter colored side of fabric down immediately after tack coat spraying. Respect the overlap of end roll joints 10 - 15 cm and longitudinal joints at minimum 5 cm. Ensure sufficient amount of tack is applied at the overlap, in order that both layers of materials become fully saturated.
- Press the grid to a layer to ensure a saturation of bitumen into the fabric.
- Permit the tack to completely cure prior to proceeding.
- Apply asphalt over layer.

See document Installation Procedures for detailed steps available on our website or watch the video on YOUTUBE ADFORS TV channel.



**Benefits**

- Strong and effective moisture-resistant membrane
- Universal application on milled surface or over existing pavement surfaces
- Quick and efficient installation
- Lower level of asphalt binder required and smaller project carbon footprint
- High-tensile strength product
- Easy cutting
- Good trafficability (suppliers, trucks, paver)
- Thermal and chemical stability
- Excellent milling performance
- Measured unlimited recyclability & enhanced properties in Reclaimed Asphalt Pavement (RAP)

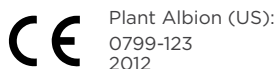


**Palletization**

Product	Roll width	Roll area	Roll weight	Core inner diameter	No of rolls in a pack	Total area
GP25	1,27 m	290 m <sup>2</sup>	45 kg	102 mm	3	870 m <sup>2</sup>
	1,91 m	437 m <sup>2</sup>	68 kg	102 mm	3	1 311 m <sup>2</sup>
	1,91 m	1 747 m <sup>2</sup>	272 kg	102 mm	3	5 241 m <sup>2</sup>
	3,05 m	335 m <sup>2</sup>	48 kg	102 mm	3	1 005 m <sup>2</sup>
	3,05 m	1 673 m <sup>2</sup>	238 kg	102 mm	3	5 019 m <sup>2</sup>
	3,81 m	418 m <sup>2</sup>	68 kg	102 mm	3	1 254 m <sup>2</sup>
GP50	3,81 m	2 090 m <sup>2</sup>	340 kg	102 mm	3	6 270 m <sup>2</sup>
	1,91 m	210 m <sup>2</sup>	68 kg	102 mm	3	630 m <sup>2</sup>
	3,05 m	201 m <sup>2</sup>	54 kg	102 mm	3	602 m <sup>2</sup>
	3,05 m	837 m <sup>2</sup>	227 kg	102 mm	3	2 511 m <sup>2</sup>
	3,81 m	251 m <sup>2</sup>	68 kg	102 mm	3	753 m <sup>2</sup>
	3,81 m	1 045 m <sup>2</sup>	284 kg	102 mm	3	3 153 m <sup>2</sup>



In as much as Saint-Gobain ADFORS has no control over installation design, installation workmanship, accessory materials, or conditions of application, Saint-Gobain ADFORS does not warrant the performance or results of any installation or use of ADFORS GlasGrid GP. This warranty disclaimer includes all implied warranties, statutory or otherwise, including the warranty of merchantability and of fitness for a particular purpose. The purchaser and/or user should perform its own tests to determine the suitability and fitness of the product for the particular purpose desired in any given situation.



## General Description



GlasGrid IM is manufactured at a Saint-Gobain ADFORS facility that has achieved ISO 9001:2015 certification. ADFORS GlasGrid IM is fluorescent orange mesh specifically engineered for protection of sensitive waterproofing membrane against damage during the milling process. ADFORS GlasGrid IM conforms to the property values listed below:

## Properties

- High dimensional stability
- Thermal and chemical stability
- Excellent milling performance

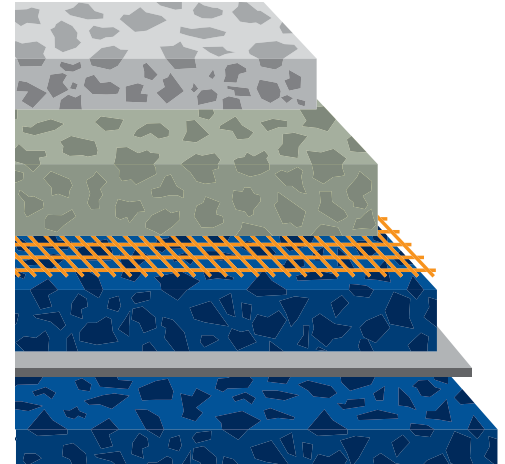
## Technical Characteristics

Property	Metric
Tensile Strength (MD x XD) Ultimate	18 x 40 kN/m
Melting Point	850 °C
Mesh Size	10 x 10 mm
Mass per Unit Area	172 g/m <sup>2</sup>
Thickness	0,8 mm
Roll Length	100 m
Roll Width	1,1 m
Roll Area	110 m <sup>2</sup>
Adhesive Backing	Pressure sensitive
Colour	Fluorescent orange
Material	Fluorescent reinforcing mesh with pressure-sensitive adhesive backing.



**Installation**

- Complete all crack sealing, pothole filling, base repairs, leveling course application. Road surface must be dry, clean and dust-free with temperature 5 ° - 60 °C.
- Unroll the geogrid with the sticky side face down on the flat layer/leveling course.
- Respect the overlap of end roll joints 10 - 15 cm and longitudinal joints at minimum 5 cm.
- Press the grid to the layer to activate glue and ensure bonding between the lower surface and grid.
- Apply tack coat per project requirements.
- Wait until tack coat will be completely cured.
- Apply asphalt over layer.



**Benefits**

- Quick and efficient installation due to self-adhesive backing
- Easy cutting
- Good trafficability (suppliers, trucks, paver)
- Easy visibility during the milling process eliminating the risk of damaging the extremely sensitive waterproofing membrane
- Thermal and chemical stability
- Excellent milling performance
- A cost-effective alternative saving up to 20% when compared to red sand asphalt



**Palletization**

Product	Roll width	Roll area	Roll weight	Core inner diameter	No of rolls on pallet	Total area
IM	1,1 m	110 m <sup>2</sup>	16 kg	76 mm	12	1 320 m <sup>2</sup>



In as much as Saint-Gobain ADFORS has no control over installation design, installation workmanship, accessory materials, or conditions of application, Saint-Gobain ADFORS does not warrant the performance or results of any installation or use of ADFORS GlasGrid IM. This warranty disclaimer includes all implied warranties, statutory or otherwise, including the warranty of merchantability and of fitness for a particular purpose. The purchaser and/or user should perform its own tests to determine the suitability and fitness of the product for the particular purpose desired in any given situation.



# Saint-Gobain ADFORS

World-class capabilities.  
Worldwide reach.

## **ADFORS GlasGrid is manufactured by Saint-Gobain ADFORS.**

Saint-Gobain ADFORS is a global company within the Innovative Materials Branch of Compagnie de Saint-Gobain. We are an industry leader in the manufacture and distribution of a wide range of reinforcement fabrics. We offer a diverse selection of products, including some of the world's best-known reinforcement brand names.

Our worldwide manufacturing plants ensure reliability, quality and cost-effective material supply, while our research facilities and global sales offices deliver world-class service. We are committed to providing innovative solutions to your challenges and to developing breakthrough products.

## **Final Consideration**

The installation of any asphalt reinforcement interlayer shall follow the local regulations for asphalt road construction.

If you have any questions or unique installation parameters, do not hesitate to contact us.

In as much as Saint-Gobain ADFORS has no control over installation design, installation workmanship, accessory materials, or conditions of application, Saint-Gobain ADFORS does not warrant the performance or results of any installation or use of ADFORS GlasGrid. This warranty disclaimer includes all implied warranties, statutory or otherwise, including the warranty of merchantability and of fitness for a particular purpose. The purchaser and/or user should perform its own tests to determine the suitability and fitness of the product for the particular purpose desired in any given situation.

Learn more about how ADFORS GlasGrid Pavement Reinforcement System products can increase the life of your paving projects.

[glasgrid.eu@saint-gobain.com](mailto:glasgrid.eu@saint-gobain.com)  
[www.glasgrid.com/eu](http://www.glasgrid.com/eu)

# Save money and extend pavement life up to 300% with ADFORS GlasGrid®.

Learn more about how ADFORS GlasGrid Pavement Reinforcement System products can increase the life of your paving projects.

[glasgrid.eu@saint-gobain.com](mailto:glasgrid.eu@saint-gobain.com)  
[www.glasgrid.com/eu](http://www.glasgrid.com/eu)


## TROUBLE WITH YOUR ROAD?

Try the GlasGrid app  
to fix it!



ADFORS GlasGrid® is manufactured at an ISO 9001:2008 registered facility of Saint-Gobain ADFORS. ADFORS GlasGrid® is a registered trademark of Saint-Gobain ADFORS. U.S. Patent 8,038,364; 8,349,431 and 8,882,385. Additional patents pending.

© 2019 Saint-Gobain ADFORS

 Plant Litomyšl (CZ):  
1021-CPR-040/15-1  
15

 Plant Albion (US):  
0799-123  
2012



**SAINT-GOBAIN ADFORS CZ s.r.o.**

Sokolovská 106  
570 01 Litomyšl  
The Czech Republic  
Tel: +420 461 651 111  
[glasgrid.eu@saint-gobain.com](mailto:glasgrid.eu@saint-gobain.com)  
[www.adfors.com](http://www.adfors.com)